

Scaled data based on original data using  
LM-79-08 Approved Method: Electrical and Photometric Measurements of Solid-  
State Lighting Products

Test Report Prepared for  
Cooper Lighting Solutions  
(formerly Eaton)

Brand: McGRAW-EDISON

Report Number: P386273

Luminaire Tested: **GWC-SA1D-830-U-SL2**

Issue Date: 3/3/2020

**Test Information**

Test Method: LM-79-08  
Report Number: P386273  
TEST IS SCALED FROM IESNA LM-79-08 TEST DATA (G2-1903-205-20)  
Test Lab: INNOVATION CENTER  
Issue Date: 3/3/2020  
Manufacturer: COOPER LIGHTING SOLUTIONS (FORMERLY EATON)  
Product Line: MCGRAW-EDISON  
Catalog Number: GWC-SA1D-830-U-SL2  
Description: GALLEON WALL LUMINAIRE  
(1) 80 CRI, 3000K, 1200mA LIGHTSQUARE WITH 16 LEDS AND TYPE II SPILL  
LIGHT ELIMINATOR OPTICS  
Light Source: -  
Ballast/Driver: ELECTRONIC DRIVER

**Summary**

Lumens per Lamp: N/A  
Luminaire Lumens: 6450 lumens  
Efficiency: N/A  
Efficacy: 97.7 lumens/watt  
Luminous Opening: Rectangular (W 0.5' x L: 0.5' x H: 0')  
IES Classification: Type III - Medium  
BUG Rating: B1 - U0 - G2

Input Watts (W): 66  
Input Voltage (V): NR  
Input Current (Ain): NR  
Voltage Rise (V): NR  
Power Factor: NR  
Total Harmonic Distortion (THDi): NR  
Frequency (hertz): 60  
Stabilization Time: NR  
Operation Time: NR  
Ambient Temperature (°C): NR  
Test Distance: 24 FT

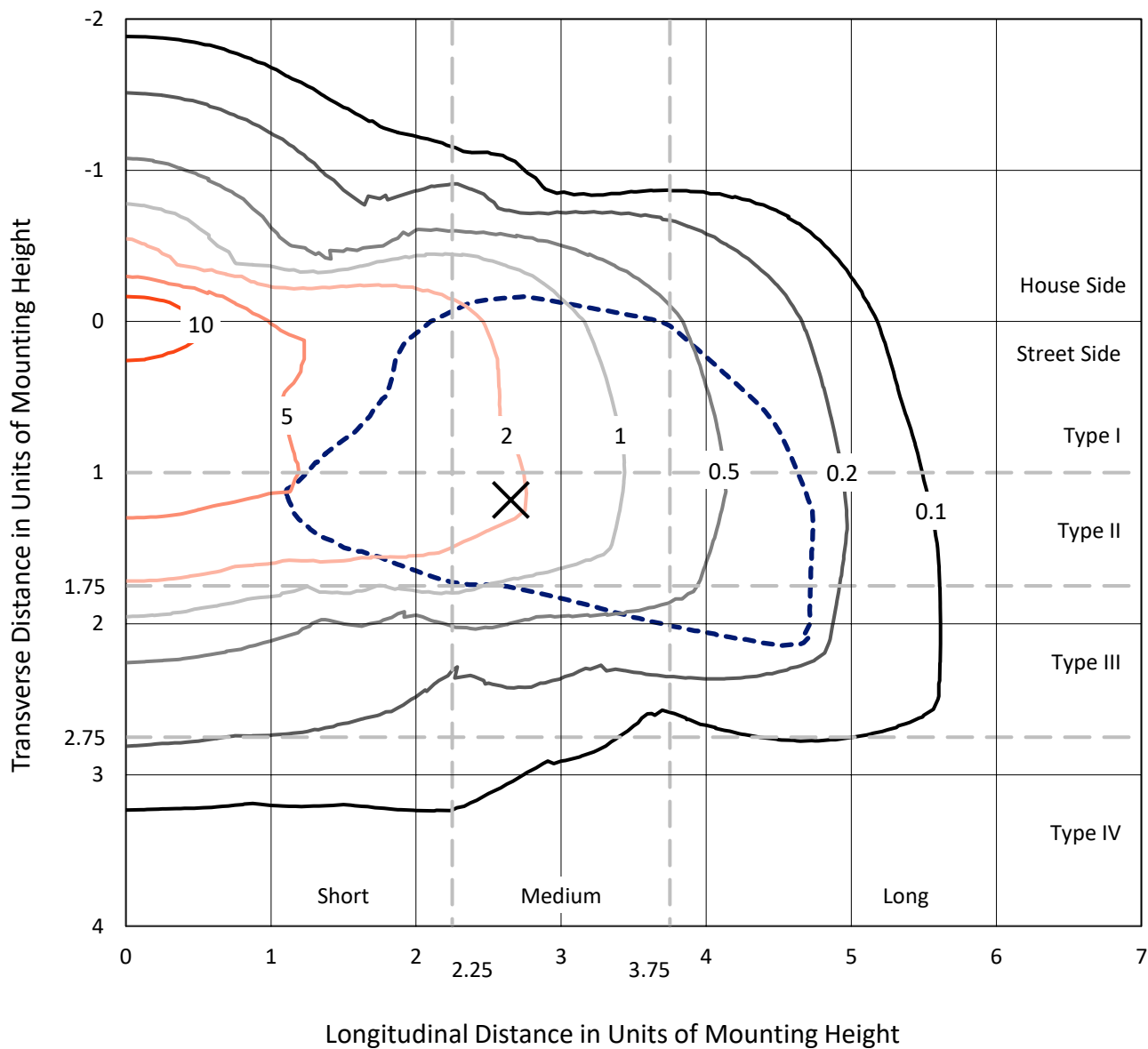


REPORT NUMBER: P386273

CATALOG NUMBER: GWC-SA1D-830-U-SL2

### Iso-Footcandle Lines of Horizontal Illumination

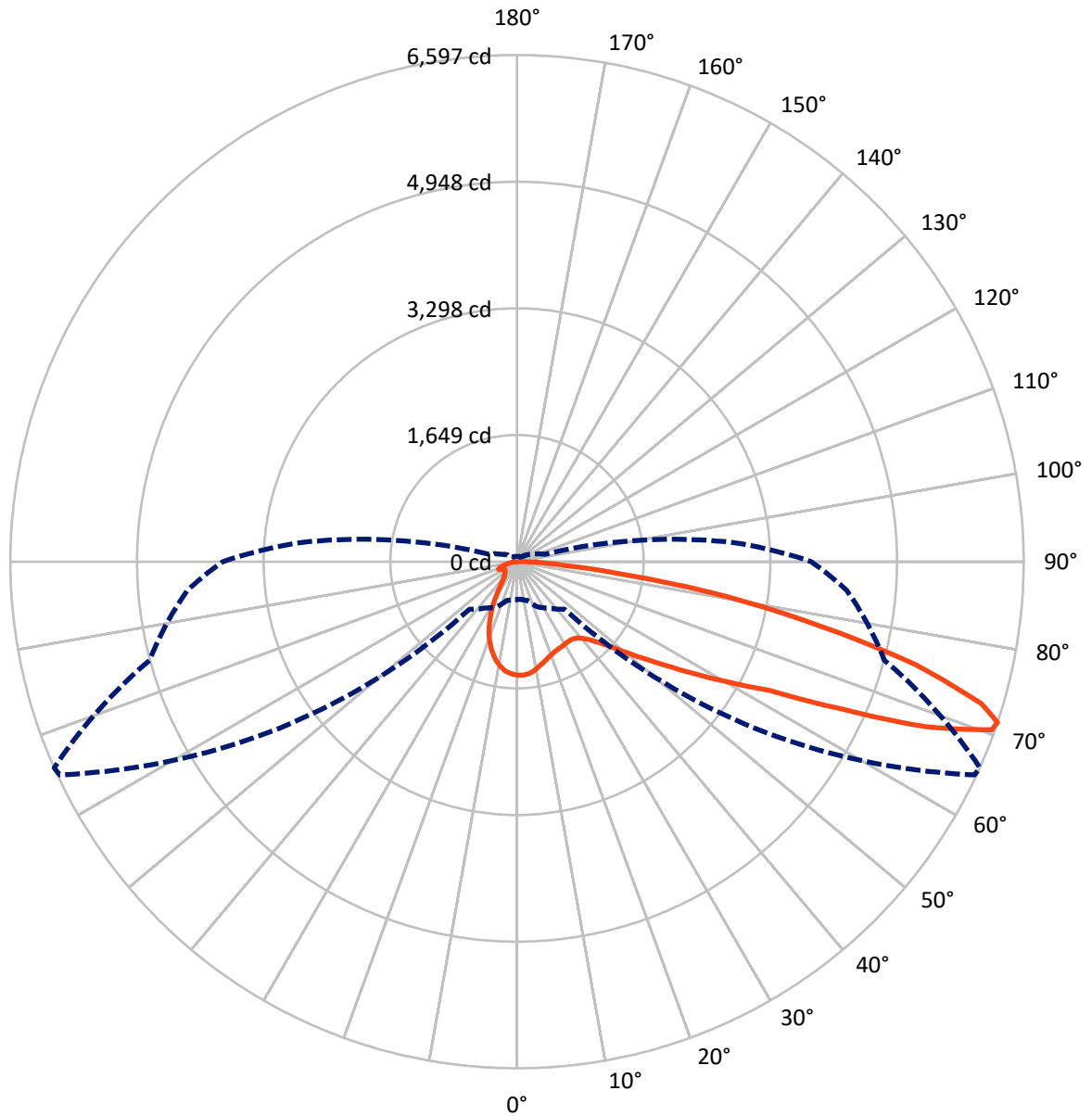
× Max cd  
 - - - 1/2 Max cd



Based on 10 foot mounting height. Maximum calculated value = 14.8 fc  
 Type III - Medium - N/A

REPORT NUMBER: P386273  
CATALOG NUMBER: GWC-SA1D-830-U-SL2

### Luminous Intensity Polar Plot



— Vertical Plane Through 66-Deg Lateral    - - - Horizontal Cone Through 71-Deg Vertical

REPORT NUMBER: P386273

CATALOG NUMBER: GWC-SA1D-830-U-SL2

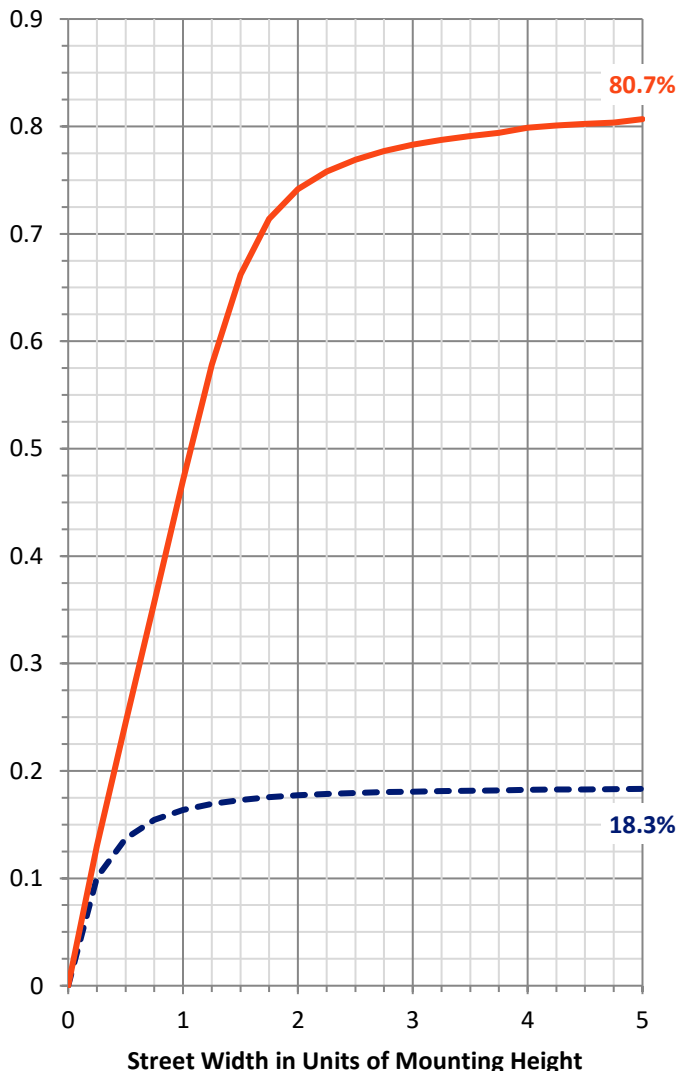
**FLUX DISTRIBUTION:**

		Downward	Upward	Total
<b>House Side</b>	Lumens	1195.4	0.0	1195.4
	% Fixture	18.5	0.0	18.5
<b>Street Side</b>	Lumens	5254.6	0.0	5254.6
	% Fixture	81.5	0.0	81.5
<b>Total</b>	Lumens	6450.0	0.0	6450.0
	% Fixture	100.0	0.0	100.0

**ZONAL LUMENS:**

Zone	Lumens	% Fixture
0°-10°	130.1	2.0
10°-20°	311.9	4.8
20°-30°	419.0	6.5
30°-40°	551.2	8.5
40°-50°	801.9	12.4
50°-60°	1252.6	19.4
60°-70°	1569.1	24.3
70°-80°	1196.9	18.6
80°-90°	217.3	3.4
90°-100°	0.0	0.0
100°-110°	0.0	0.0
110°-120°	0.0	0.0
120°-130°	0.0	0.0
130°-140°	0.0	0.0
140°-150°	0.0	0.0
150°-160°	0.0	0.0
160°-170°	0.0	0.0
170°-180°	0.0	0.0
0°-90°	6450.0	100.0
0°-180°	6450.0	100.0

**Coefficient of Utilization**



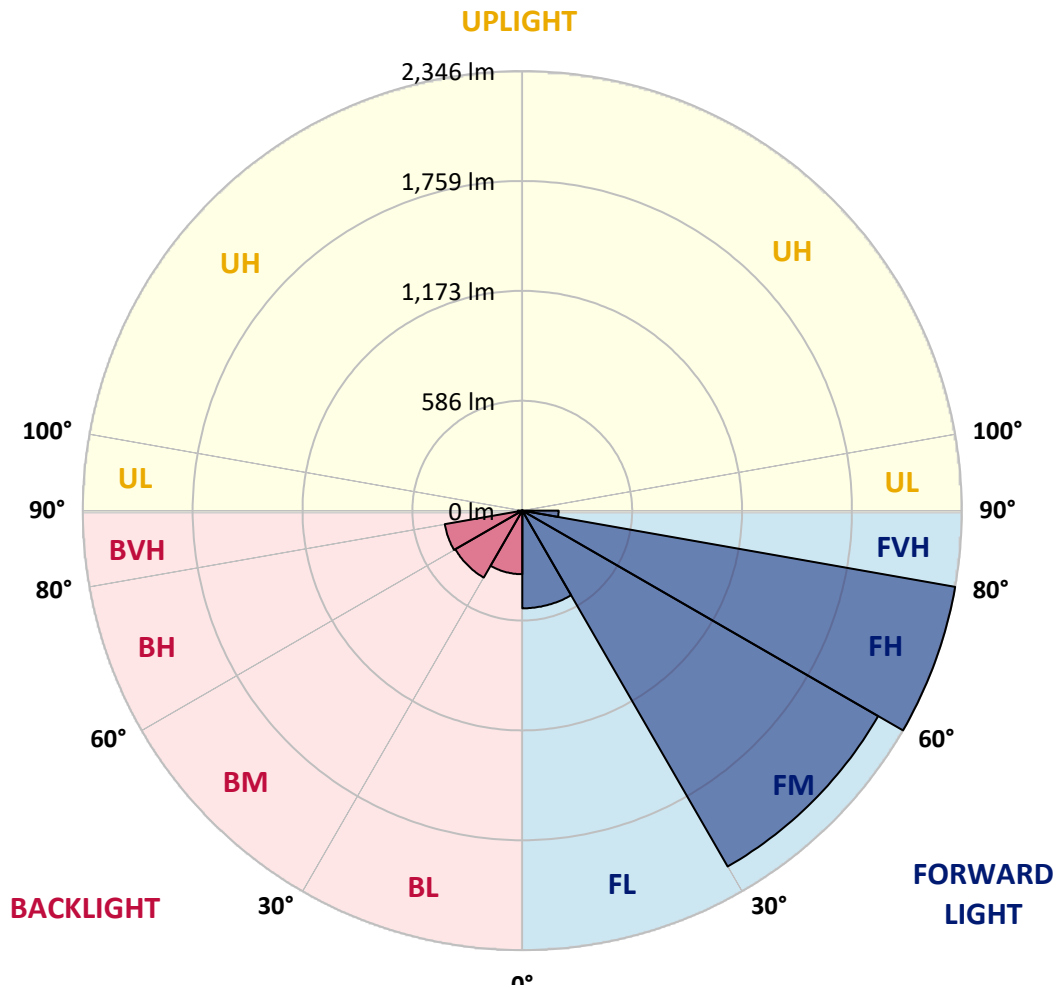
REPORT NUMBER: P386273

CATALOG NUMBER: GWC-SA1D-830-U-SL2

**LUMINAIRE CLASSIFICATION SYSTEM LUMEN TABLE AND BUG RATING:**

Zone	Lumens	% Fixture	Zone Rating/Lumen Limit		
			B	U	G
FL (0°-30°)	521.6	8.1			
FM (30°-60°)	2193.3	34.0			
FH (60°-80°)	2345.9	36.4			G2/5000
FVH (80°-90°)	193.8	3.0			G2/225
BL (0°-30°)	339.5	5.3	B1/500		
BM (30°-60°)	412.4	6.4	B1/1000		
BH (60°-80°)	420.0	6.5	B1/500		G1/500
BVH (80°-90°)	23.5	0.4			G1/100
UL (90°-100°)	0.0	0.0		U0/0	
UH (100°-180°)	0.0	0.0		U0/0	

**BUG Rating: B1-U0-G2**  
 Type III Medium





REPORT NUMBER: P386273

CATALOG NUMBER: GWC-SA1D-830-U-SL2

**CANDELA DISTRIBUTION (FULL):**

	0°	5°	15°	25°	35°	45°	55°	65°	66°	75°	85°
0°	1477.6	1477.6	1477.6	1477.6	1477.6	1477.6	1477.6	1477.6	1477.6	1477.6	1477.6
2.5°	1450.2	1448.0	1454.6	1461.5	1464.2	1468.7	1475.3	1479.1	1478.9	1479.6	1477.3
5°	1354.0	1351.1	1364.4	1375.4	1396.3	1419.9	1448.6	1469.1	1469.6	1481.1	1484.3
7.5°	1262.9	1260.9	1276.3	1293.8	1318.1	1354.2	1400.7	1444.8	1447.5	1478.9	1489.8
10°	1189.9	1189.4	1204.3	1223.5	1251.8	1292.1	1345.5	1410.1	1414.1	1468.2	1490.7
12.5°	1132.8	1133.7	1146.6	1168.5	1198.3	1240.4	1298.3	1371.1	1377.6	1451.3	1485.6
15°	1090.8	1094.3	1104.8	1126.8	1156.2	1199.0	1258.4	1335.0	1344.8	1432.4	1482.7
17.5°	1066.7	1070.7	1078.1	1096.3	1123.9	1165.1	1221.5	1305.4	1314.3	1417.9	1482.9
20°	1059.6	1062.9	1067.1	1078.3	1101.7	1139.1	1192.3	1278.7	1288.3	1406.3	1485.1
22.5°	1073.6	1076.1	1076.5	1075.6	1089.9	1120.4	1171.1	1259.1	1269.4	1398.7	1486.7
25°	1103.7	1107.0	1104.6	1096.3	1091.6	1110.3	1160.2	1246.2	1256.4	1393.2	1483.6
27.5°	1148.9	1149.3	1147.3	1136.6	1114.6	1111.5	1156.9	1238.6	1248.4	1386.7	1477.1
30°	1210.3	1213.2	1209.7	1195.2	1159.1	1129.3	1160.9	1231.3	1240.2	1378.5	1466.7
32.5°	1282.3	1289.4	1289.2	1274.0	1222.4	1169.1	1177.4	1226.8	1233.7	1369.8	1454.0
35°	1356.9	1366.7	1384.9	1378.5	1314.6	1232.2	1209.0	1233.9	1238.6	1368.7	1445.1
37.5°	1434.4	1444.2	1481.8	1499.2	1424.3	1322.4	1258.9	1259.1	1261.3	1382.3	1444.4
40°	1515.4	1525.9	1582.5	1627.7	1566.6	1436.6	1339.3	1311.7	1309.2	1415.7	1457.5
42.5°	1629.0	1638.4	1706.3	1764.0	1724.5	1582.9	1450.4	1392.7	1387.6	1481.1	1499.6
45°	1772.6	1780.7	1852.8	1914.5	1894.2	1749.9	1590.0	1504.3	1503.4	1590.3	1584.9
47.5°	1943.4	1949.7	2014.5	2074.2	2081.5	1942.1	1765.5	1676.4	1662.0	1739.9	1717.0
50°	2121.4	2128.3	2172.4	2236.5	2291.1	2199.3	1991.3	1887.3	1868.0	1937.4	1904.0
52.5°	2239.2	2248.3	2286.6	2367.9	2526.7	2481.2	2258.3	2143.0	2113.6	2176.8	2151.2
55°	2186.6	2207.1	2265.7	2396.0	2715.1	2911.9	2587.7	2441.2	2408.0	2460.5	2445.4
57.5°	1947.7	1975.7	2055.7	2256.8	2741.6	3291.4	3085.6	2792.4	2769.0	2753.8	2760.7
60°	1511.0	1537.9	1637.0	1899.1	2557.0	3568.4	3835.0	3225.3	3191.4	3048.2	3054.5
62.5°	1069.4	1055.8	1123.7	1315.4	2077.7	3601.0	4687.7	3804.3	3692.9	3359.1	3331.7
65°	815.5	812.4	842.9	903.9	1258.4	3211.9	5195.7	4777.4	4603.5	3724.8	3660.2
67.5°	670.1	664.5	694.6	783.4	810.4	2072.2	5206.8	5906.5	5735.7	4180.0	4040.1
70°	550.9	544.7	572.8	687.5	748.9	1050.9	4382.2	6567.7	6558.5	4756.3	4326.9
71°	493.9	489.5	523.1	650.5	735.8	875.9	3783.6	6569.5	6596.8	4951.4	4310.0
72.5°	402.2	403.7	439.4	579.0	726.0	773.4	2780.8	6263.2	6321.1	5137.3	4156.1
75°	267.2	268.6	315.3	445.4	703.9	756.7	1528.3	5255.6	5362.0	5026.0	3792.5
77.5°	179.5	179.0	210.9	305.5	613.3	756.7	896.1	3930.8	4047.7	3999.1	2923.7
80°	123.6	122.7	145.2	210.9	464.3	765.8	692.8	2754.7	2790.1	2159.7	1188.3
82.5°	75.7	76.4	94.9	149.0	316.0	689.2	654.1	1502.1	1463.5	605.7	296.9
85°	43.4	43.2	60.6	100.9	202.9	581.7	637.8	646.5	593.0	182.4	107.3
87.5°	15.6	16.7	32.5	55.9	116.2	405.1	541.1	336.3	303.1	82.4	48.5
90°	0.0	0.0	0.0	0.0	0.0	0.0	0.0	0.0	0.0	0.0	0.0



REPORT NUMBER: P386273  
 CATALOG NUMBER: GWC-SA1D-830-U-SL2

**CANDELA DISTRIBUTION (continued):**

	90°	95°	105°	115°	125°	135°	145°	155°	165°	175°	180°
0°	1477.6	1477.6	1477.6	1477.6	1477.6	1477.6	1477.6	1477.6	1477.6	1477.6	1477.6
2.5°	1475.8	1477.1	1475.6	1466.7	1459.1	1446.8	1439.9	1430.4	1427.5	1426.1	1429.7
5°	1481.4	1481.8	1468.7	1445.3	1419.0	1388.0	1365.8	1338.4	1325.5	1319.9	1323.5
7.5°	1486.5	1484.5	1455.7	1411.0	1362.4	1308.5	1260.7	1216.8	1191.2	1180.7	1181.6
10°	1487.1	1478.7	1432.6	1363.3	1288.1	1209.0	1135.5	1067.8	1025.1	997.2	1005.7
12.5°	1480.2	1466.0	1398.5	1301.6	1197.2	1089.4	990.1	888.5	827.5	799.2	800.1
15°	1474.9	1449.1	1356.6	1229.0	1088.7	946.0	810.4	691.0	626.0	597.0	583.5
17.5°	1470.4	1430.8	1308.1	1147.3	960.7	779.6	616.6	510.2	474.6	466.1	462.5
20°	1464.2	1411.4	1254.0	1052.7	814.8	593.5	450.3	397.7	398.0	407.8	409.1
22.5°	1455.5	1389.4	1196.3	946.4	658.3	432.2	353.0	337.8	353.2	371.9	375.2
25°	1442.6	1363.3	1132.2	829.1	502.0	332.3	301.5	300.9	319.6	339.2	342.1
27.5°	1424.3	1329.3	1060.9	703.0	369.9	282.4	270.1	274.8	288.6	302.9	304.0
30°	1399.9	1289.6	982.3	570.1	289.9	251.4	250.1	254.3	262.8	272.8	273.7
32.5°	1372.9	1249.3	898.3	441.4	248.3	234.7	236.1	238.1	242.1	246.1	247.0
35°	1348.4	1208.1	812.4	335.4	228.5	223.8	222.9	222.5	222.9	221.6	221.8
37.5°	1332.6	1174.0	722.9	267.0	217.1	214.2	211.6	208.2	204.4	202.2	202.7
40°	1326.8	1148.7	632.2	230.7	207.8	205.8	200.6	193.5	189.1	187.7	187.7
42.5°	1342.4	1135.5	544.7	212.4	200.0	196.6	188.2	179.9	176.6	176.4	176.2
45°	1390.1	1140.9	461.4	202.4	192.9	186.4	175.3	168.4	166.1	166.6	166.4
47.5°	1475.6	1174.5	390.2	195.7	185.7	177.3	164.8	159.2	156.6	156.6	156.8
50°	1621.0	1253.1	333.4	190.2	179.7	168.8	157.2	150.3	146.8	146.5	146.5
52.5°	1832.8	1393.8	298.0	185.5	173.0	161.2	149.6	141.0	136.7	135.8	135.4
55°	2098.2	1595.6	288.2	182.4	164.1	153.0	140.5	131.8	127.2	125.2	124.9
57.5°	2395.1	1841.0	307.5	178.6	155.0	143.2	130.5	122.3	117.4	114.9	114.7
60°	2695.5	2108.9	386.6	173.3	147.4	132.5	120.3	112.7	107.8	105.1	104.7
62.5°	2996.3	2391.3	548.0	172.8	142.1	122.3	109.8	103.3	98.7	95.8	95.1
65°	3335.7	2700.4	731.5	184.6	140.3	112.9	99.1	94.0	90.0	87.3	87.1
67.5°	3725.4	3049.3	714.0	208.9	146.3	104.4	89.1	85.1	82.2	79.9	79.7
70°	3908.3	2994.8	443.8	226.0	154.8	96.2	79.5	76.6	74.4	72.8	72.2
71°	3831.7	2843.6	372.1	224.0	153.9	92.6	75.7	73.5	71.3	69.9	69.3
72.5°	3622.8	2593.3	310.4	208.4	143.9	86.2	70.8	68.6	66.6	65.0	64.6
75°	3250.9	2316.0	248.5	166.6	114.7	72.8	62.1	59.7	58.1	57.2	56.3
77.5°	2389.7	1652.8	192.2	131.6	84.4	59.5	53.0	51.2	49.7	48.3	47.7
80°	915.5	640.2	129.4	98.2	61.9	47.0	42.8	41.9	40.3	39.4	39.4
82.5°	246.5	191.3	69.0	59.5	41.4	34.3	32.7	32.3	31.0	29.2	29.4
85°	99.8	84.4	38.7	32.7	25.4	20.3	22.0	22.3	20.7	18.5	18.7
87.5°	43.9	35.9	21.6	14.5	11.1	7.8	10.0	10.0	9.1	7.6	6.9
90°	0.0	0.0	0.0	0.0	0.0	0.0	0.0	0.0	0.0	0.0	0.0



Signify Classified - Internal  
Cooper Lighting Solutions Photometric Lab  
1121 Highway 74 South  
Peachtree City, GA 30269

Scaled Data Report



Report Generated By 670245982

Signify Classified - Internal  
Cooper Lighting Solutions Photometric Lab  
1121 Highway 74 South  
Peachtree City, GA 30269

Scaled Data Report



Signify Classified - Internal  
Cooper Lighting Solutions Photometric Lab  
1121 Highway 74 South  
Peachtree City, GA 30269

Scaled Data Report



Signify Classified - Internal  
Cooper Lighting Solutions Photometric Lab  
1121 Highway 74 South  
Peachtree City, GA 30269

Scaled Data Report



Signify Classified - Internal  
Cooper Lighting Solutions Photometric Lab  
1121 Highway 74 South  
Peachtree City, GA 30269

Scaled Data Report



--- HS — SS

Signify Classified - Internal  
Cooper Lighting Solutions Photometric Lab  
1121 Highway 74 South  
Peachtree City, GA 30269

Scaled Data Report



u

Signify Classified - Internal  
Cooper Lighting Solutions Photometric Lab  
1121 Highway 74 South  
Peachtree City, GA 30269

Scaled Data Report



Signify Classified - Internal  
Cooper Lighting Solutions Photometric Lab  
1121 Highway 74 South  
Peachtree City, GA 30269

Scaled Data Report



(END OF REPORT)